

2. Place the stool in the container

- Wash your hands.
- Use the spatula attached to the lid of the container.
- Fill the container to the black line without going above the line.



- Screw the cap on tightly to close
- Shake gently to mix the contents with the liquid
- Throw out the rest of the stool and wash your hands.



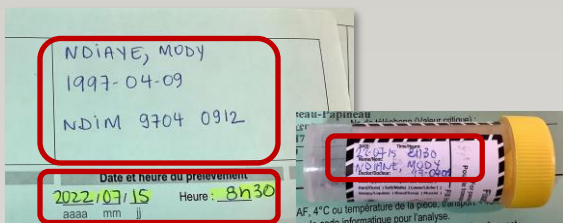
3. Label the containers and requisitions

Each requisition and each container must indicate the following:

- Last Name, First Name
- Date of birth or health insurance number

ADD

- Collection date and time**



4. Packaging and sample return

- Check that the containers are tightly closed
- Place them in a plastic bag with the requisitions (one bag per person)



- Bring them to the reception desk at the hôpital de la Cité-de-la-Santé laboratory as soon as possible after collecting the sample (maximum 48 hours)

Monday to Friday, between 7 a.m. and 11:30 a.m. (except holidays)

Hôpital de la Cité-de-la-Santé

1755 René-Laennec, Laval, H7M 3L9
Room SS-89 (basement block B)



Scan or click on this QR code for the video tutorial

Clinique des réfugiés

clinrefugieslaval.ciesslerav@ssss.gouv.qc.ca

62-100-016

Centre intégré de santé et de services sociaux de Laval

Québec

DIGNE DE CONFIANCE, à chaque instant

Stool Parasite Testing

Tools for Clients

OCTOBER 2022

Centre intégré de santé et de services sociaux de Laval


Québec

Important

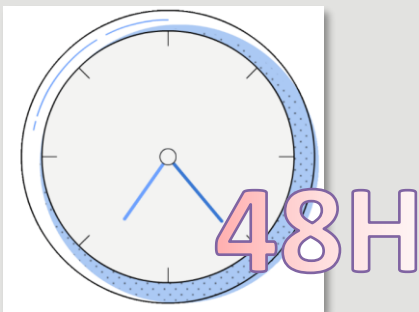
2 samples per person



Collected on 2 different days



Can be kept at room temperature for 48 hours




Equipment

Provided by staff

- 1) Containers (2 per person)
- 2) Stool catching device (if available)
- 3) Disposable bib (if required)

Other

- 4) Plastic wrap (i.e., Saran Wrap)
- 5) Diaper (if taking a sample from an infant)
- 6) Gloves (if desired)
- 7) Pen



Collection instructions

1. Collect the stool: :

- a) Diaper: Line the bottom of the diaper with a piece of plastic wrap.

b) Toilet :

Option 1 : Place the catching device over the seat facing the back of the bowl.



Option 2 : Loosely place 2 sheets of plastic wrap across the rim of the toilet under the seat to create a "bowl" to catch the stool.

