





Taux HDM CISSS de Laval 1er avril 2017 au 6 janvier 2018 / 2017-04-01 - 2018-01-06




































Nb total d'indications:	10220	Nombre de séances d'observation:	500
Nb d'indications respectées:	7162	Temps d'observation moyenne de la séance:	24 minutes 55 deuxièmes
Taux de conformité / indications:	70.1%	Nombre d' agents de santé observés:	1982 (1 sans opportunités)
		Signaler créé:	2018-01-11 08:55:50
		Signaler à:	2018-01-11 09:01:54































Sommaire des indications































type	conformité	%	Respecté / Total
BEF-PAT/ENV		60.5%	2637 / 4362
BEF-ASP		75.0%	9 / 12
AFT-BFL		92.3%	12 / 13
AFT-PAT/ENV		77.2%	4504 / 5833
















BEF-PAT/ENV - Avant contact avec le patient ou son environnement
BEF-ASP - Avant une intervention aseptique
AFT-BFL - Après un risque de contact avec du liquide biologique
AFT-PAT/ENV - Après contact avec le patient ou son environnement

standard: 4 Moments **Moments indiqués:** tous **Comprend les:** SpeedyAudit **lieux:** Centre d'hébergement Ste-Dorothée, CHSLD Fernand Larocque, CHSLD Idola St-Jean, CHSLD La Pinière, CHSLD Rose de Lima, Cité de la santé, Hôpital Juif de Réadaptation, Résidence Louise Vachon

	BEF-PAT/ENV	BEF-ASP	AFT-BFL	AFT-PAT/ENV	Taux de conformité / indications
Brancardier (182 Individuals) (133 / 318 indications)	 29.9% Comp / Total: 35/117	 N/A Comp / Total: 0/0	 N/A Comp / Total: 0/0	 48.8% Comp / Total: 98/201	 41.8% Comp / Total: 133 / 318
Bénévole (27 Individuals) (32 / 45 indications)	 77.8% Comp / Total: 14/18	 N/A Comp / Total: 0/0	 N/A Comp / Total: 0/0	 66.7% Comp / Total: 18/27	 71.1% Comp / Total: 32 / 45
Diététicienne (32 Individuals) (39 / 47 indications)	 83.3% Comp / Total: 20/24	 N/A Comp / Total: 0/0	 N/A Comp / Total: 0/0	 82.6% Comp / Total: 19/23	 83.0% Comp / Total: 39 / 47
Entretien sanitaire (196 Individuals) (232 / 356 indications)	 51.1% Comp / Total: 67/131	 N/A Comp / Total: 0/0	 50.0% Comp / Total: 1/2	 73.5% Comp / Total: 164/223	 65.2% Comp / Total: 232 / 356
Infirmière/Inf. Aux. (500 Individuals) (3224 / 4540 indications)	 61.7% Comp / Total: 1247/2022	 72.7% Comp / Total: 8/11	 100.0% Comp / Total: 5/5	 78.5% Comp / Total: 1964/2502	 71.0% Comp / Total: 3224 / 4540
Inhalothérapeute (68 Individuals) (107 / 130 indications)	 72.0% Comp / Total: 36/50	 N/A Comp / Total: 0/0	 N/A Comp / Total: 0/0	 88.8% Comp / Total: 71/80	 82.3% Comp / Total: 107 / 130
Médecin (257 Individuals) (420 / 736 indications)	 46.0% Comp / Total: 143/311	 100.0% Comp / Total: 1/1	 100.0% Comp / Total: 1/1	 65.0% Comp / Total: 275/423	 57.1% Comp / Total: 420 / 736

	BEF-PAT/ENV	BEF-ASP	AFT-BFL	AFT-PAT/ENV	Taux de conformité / indications
Physiothérapeute/ Ergothérapeute (105 Individuals) (163 / 212 indications)	 68.8% Comp / Total: 64/93	 N/A Comp / Total: 0/0	 N/A Comp / Total: 0/0	 83.2% Comp / Total: 99/119	 76.9% Comp / Total: 163 / 212
Préposé aux bénéficiaires (511 Individuals) (2614 / 3574 indications)	 62.5% Comp / Total: 923/1476	 N/A Comp / Total: 0/0	 100.0% Comp / Total: 5/5	 80.6% Comp / Total: 1686/2093	 73.1% Comp / Total: 2614 / 3574
Résident médecine (14 Individuals) (30 / 31 indications)	 100.0% Comp / Total: 15/15	 N/A Comp / Total: 0/0	 N/A Comp / Total: 0/0	 93.8% Comp / Total: 15/16	 96.8% Comp / Total: 30 / 31
Technicienne en radiologie (19 Individuals) (13 / 29 indications)	 33.3% Comp / Total: 5/15	 N/A Comp / Total: 0/0	 N/A Comp / Total: 0/0	 57.1% Comp / Total: 8/14	 44.8% Comp / Total: 13 / 29
Étudiante en soins infirmiers (71 Individuals) (155 / 202 indications)	 75.6% Comp / Total: 68/90	 N/A Comp / Total: 0/0	 N/A Comp / Total: 0/0	 77.7% Comp / Total: 87/112	 76.7% Comp / Total: 155 / 202
tous health care providers	 60.5% Comp / Total: 2637/4362	 75.0% Comp / Total: 9/12	 92.3% Comp / Total: 12/13	 77.2% Comp / Total: 4504/5833	 70.1% Comp / Total: 7162 / 10220

	BEF-PAT/ENV	BEF-ASP	AFT-BFL	AFT-PAT/ENV	Taux de conformité / indications
Centre d'hébergement Ste-Dorothee (20 Sessions) (187 / 350 indications)	 34.7% Comp / Total: 61/176	 N/A Comp / Total: 0/0	 N/A Comp / Total: 0/0	 72.4% Comp / Total: 126/174	 53.4% Comp / Total: 187 / 350
CHSLD Fernand Larocque (21 Sessions) (121 / 211 indications)	 44.6% Comp / Total: 33/74	 N/A Comp / Total: 0/0	 N/A Comp / Total: 0/0	 64.2% Comp / Total: 88/137	 57.3% Comp / Total: 121 / 211
CHSLD Idola St-Jean (7 Sessions) (21 / 48 indications)	 36.4% Comp / Total: 8/22	 N/A Comp / Total: 0/0	 N/A Comp / Total: 0/0	 50.0% Comp / Total: 13/26	 43.8% Comp / Total: 21 / 48
CHSLD La Pinière (11 Sessions) (64 / 123 indications)	 38.1% Comp / Total: 16/42	 N/A Comp / Total: 0/0	 N/A Comp / Total: 0/0	 59.3% Comp / Total: 48/81	 52.0% Comp / Total: 64 / 123
CHSLD Rose de Lima (11 Sessions) (76 / 103 indications)	 72.9% Comp / Total: 35/48	 N/A Comp / Total: 0/0	 100.0% Comp / Total: 3/3	 73.1% Comp / Total: 38/52	 73.8% Comp / Total: 76 / 103
Cité de la santé (419 Sessions) (6551 / 9168 indications)	 62.7% Comp / Total: 2440/3892	 75.0% Comp / Total: 9/12	 90.0% Comp / Total: 9/10	 77.9% Comp / Total: 4093/5254	 71.5% Comp / Total: 6551 / 9168

	BEF-PAT/ENV	BEF-ASP	AFT-BFL	AFT-PAT/ENV	Taux de conformité / indications
Hôpital Juif de Réadaptation (10 Sessions) (139 / 213 indications)	 41.1% Comp / Total: 44/107	 N/A Comp / Total: 0/0	 N/A Comp / Total: 0/0	 89.6% Comp / Total: 95/106	 65.3% Comp / Total: 139 / 213
Résidence Louise Vachon (1 Session) (3 / 4 indications)	 0.0% Comp / Total: 0/1	 N/A Comp / Total: 0/0	 N/A Comp / Total: 0/0	 100.0% Comp / Total: 3/3	 75.0% Comp / Total: 3 / 4
tous locations	 60.5% Comp / Total: 2637/4362	 75.0% Comp / Total: 9/12	 92.3% Comp / Total: 12/13	 77.2% Comp / Total: 4504/5833	 70.1% Comp / Total: 7162 / 10220